



OPTOCOUPLERS

VO3052 / 3053 / 3062 / 3063



A New Family of Phototriacs with dV/dt of 1.5 kV/ μ s

FEATURES

- Zero crossing and non-Zero crossing, dV/dt of 1.5 kV/ μ s minimum
- Trigger current of 5 mA and 10 mA
- On-state current of 100 mA, blocking voltage of 600 V
- Ambient operating temperature from $-40\text{ }^{\circ}\text{C}$ to $+100\text{ }^{\circ}\text{C}$
- The VO305X/306X Phototriacs are available in DIP-6, 400-mil, and surface-mount packages

BENEFITS

- Low input trigger current allows direct interface with digital logic
- Crosses to industry standard 1 kV/ μ s phototriac
- Component in accordance to RoHS 2002/95/EC and WEEE 2002/96/EC

Datasheet is available on our web site at www.vishay.com
<http://www.vishay.com/doc?83748>

SAFETY

- Reinforced insulation per IEC60950 2.10.5.1
- Certified by key international safety regulatory agencies such as UL, CUL, and VDE
- IEC60747-5-2 (VDE0884) available with option 1

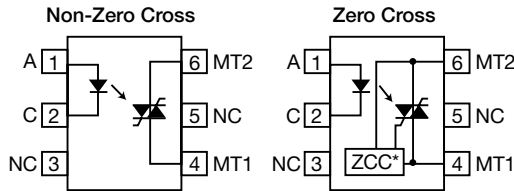
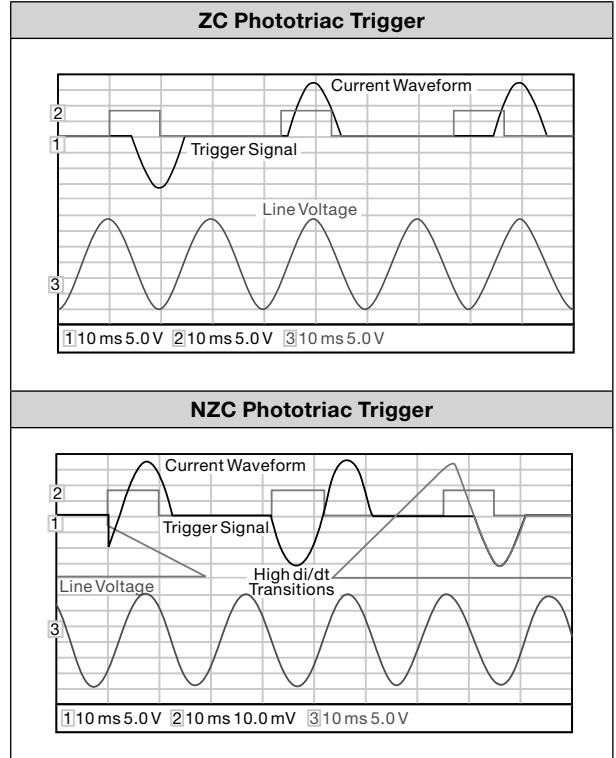
APPLICATIONS

- Household appliances
- Triac drive / AC motor drives
- Solenoid / valve controls
- Office automation equipment / machine
- Solid state relays
- Temperature (HVAC) / lighting controls
- Switching power supplies

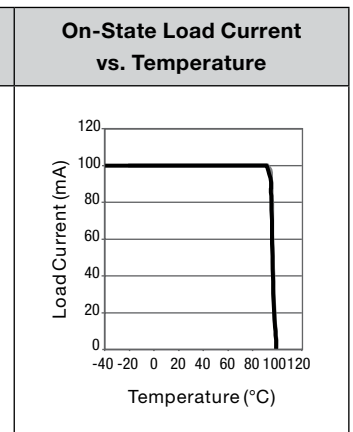
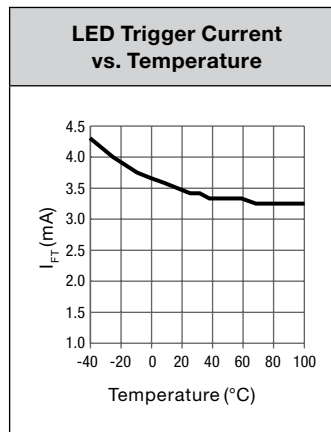
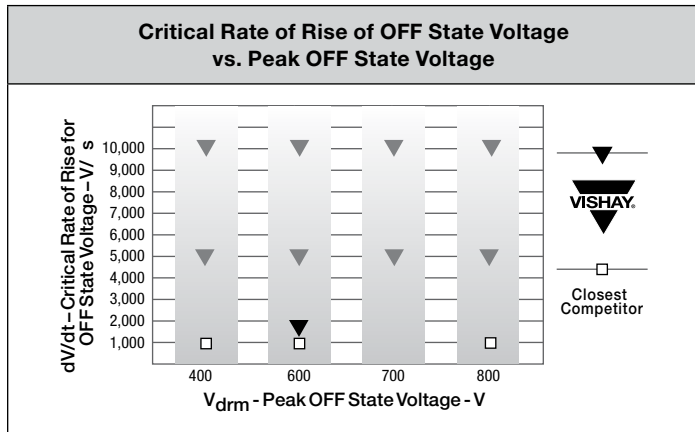
Vishay's new phototriac with dV/dt of 1.5 $kV/\mu s$ complements its existing broad phototriac offering, including the highest dV/dt rating in the industry at 10 $kV/\mu s$.

NZC phototriacs are used in phase control applications.

The advantage of the ZC phototriacs is decrease in generation of EMI noise harmonics, and provision of ample time to achieve peak operating currents required for a noise sensitive circuit.



| I_{FT} Trigger Current | Crossing Type | Product |
|--------------------------|---------------|---------|
| 10 mA | NZC | VO3052 |
| 5 mA | NZC | VO3053 |
| 10 mA | ZC | VO3062 |
| 5 mA | ZC | VO3063 |



NOTICE Specifications of the products displayed herein are subject to change without notice. Vishay Intertechnology, Inc., or anyone on its behalf, assumes no responsibility or liability for any errors or inaccuracies. Information contained herein is intended to provide a product description only. No license, express or implied, by estoppel or otherwise, to any intellectual property rights is granted by this document. Except as provided in Vishay's terms and conditions of sale for such products, Vishay assumes no liability whatsoever, and disclaims any express or implied warranty, relating to sale and/or use of Vishay products including liability or warranties relating to fitness for a particular purpose, merchantability, or infringement of any patent, copyright, or other intellectual property right. The products shown herein are not designed for use in medical, life-saving, or life-sustaining applications. Customers using or selling these products for use in such applications do so at their own risk and agree to fully indemnify Vishay for any damages resulting from such improper use or sale.